
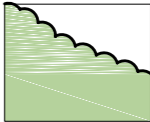
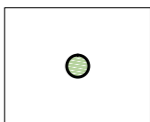
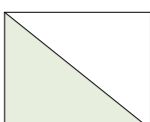
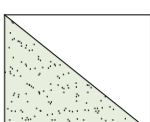


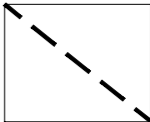
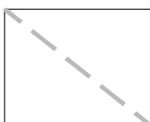
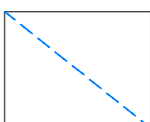

1:1000 SITE PLAN

KEY

SOFT LANDSCAPE

-  EXISTING WOODLAND TO BE RETAINED
-  PROPOSED SEMI NATURAL WOODLAND
National Vegetation Classification semi-natural woodland type W10
-  PROPOSED TREES
Betula pendula (Silver Birch)
Sorbus aucuparia (Rowan)
-  PROPOSED GRASSLAND (MOWN)
-  PROPOSED WILDFLOWER GRASSLAND

HARD LANDSCAPE

-  PROPOSED SHEET PILED RETAINING WALL
-  PROPOSED REINFORCED CONCRETE RETAINING WALL
-  PROPOSED SECURITY FENCE
-  PROPOSED ACOUSTIC FENCE

Revision A; 29.10.2021: Woodland planting, tree planting and wildflower grassland areas reconfigured to accommodate SUDS features and building layout amendments; Retaining wall type amended; Acoustic fence added

ReLandscape

landscape design + landscape planning

New Media House, 8 Hardhorn Road, POULTON-LE-FYLDE FY6 7SR
T: 07743 698685 E: d.blackhurst@relandscape.co.uk

Project:

Cold Store Extension
Holmewood Industrial Park, Chesterfield
for Rick Bestwick Ltd

LANDSCAPE MASTERPLAN

Drawing No. 218.3.01 A	Date: AUG.2020	Scale: 1:1000@A2
Drawn By. DB	Status: PLANNING	